



TRILOBE



COLLECTION  
LES MATINAUX

USER MANUAL

User manual

# SUMMARY

P32. The spirit of the brand

P34. Unique way of reading time

P36. At the heart of the watch specifics

P38. The Trilobe watch

P40. Set in motion

P42. Set the time of day

P44. Strap, want to change?

P46. Maintenance: it's your move!

P48. Better safe than sorry

P50. Our quality approach

P52. Our warranty

P54. Any questions? Contact us!

# THE SPIRIT OF THE BRAND



Hands less, but with a sprinkle of magic!

You enjoy difference!

Here is Trilobe, a new way of reading time.

3 rings, 3 indicators, 1 new frame of reference.

No more hands and preconceived notions.

Innovation is put at the service of creation.

An alliance of daring, architecture & poetry.

A watchmaking innovation and expertise compendium.

A movement that liberates time.

An urgent invitation to take your time.

Trilobe. **Time. Liberated.**

This user manual is valid for **Les Matinaux** collection.

To know more about Trilobe watches:

**<https://trilobe.com>**

# UNIQUE WAY OF READING TIME

The Trilobe watch reverses time display, putting the motion of time at its centre and fixing its indicators

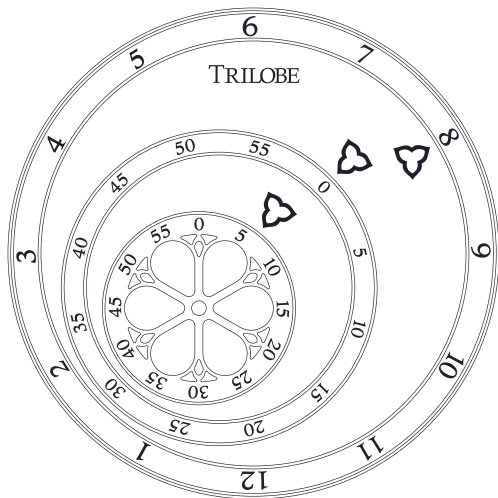
Time is given by 3 rotating eccentric rings carrying the scales of time (hours, minutes and seconds)

Each time component has its own display, composed of an indicator, in the form of a Trilobe, and a ring, enabling it to follow its own path without ever overlapping.

Each component display is resized: the largest ring for hours, the median one for minutes, the smallest one for seconds.

Each ring moves in a counterclockwise direction.





It is 08 hours, 0 minute et 6 seconds

# AT THE HEART OF THE **WATCH** **SPECIFICS**

Les Matinaux Collection

## **MOVEMENT**

Self-winding integrated mechanical calibre  
with a micro-rotor

## **BALANCE FREQUENCY**

28'800 vph (4 Hz)

## **POWER RESERVE**

48 hours

## **FUNCTIONAL RUBIES**

33

## **TOTAL PIECES IN THE MOVEMENT**

230

## **FUNCTIONS**

Hours, minutes, seconds subdial displayed  
by rotating rings and fixed indicators

## **PATENT**

A display concept composed of three devices  
representing the hours, minutes and seconds  
located on the same plane as the dial

## **DIAL**

Rosette-shaped seconds ring  
Trilobe-shaped indicators

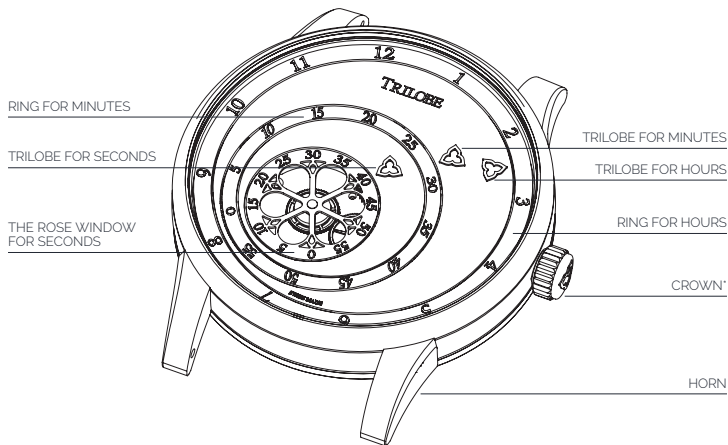
## **CASE**

Microblasted / satin /polished finishes  
Water-resistance tested to 5 bars (approx-  
imately 50 metres)


Domed bezel with sapphire crystal and  
double anti-reflection treatment.

Transparent back with sapphire crystal and  
anti-reflection treatment

# THE TRILOBE WATCH

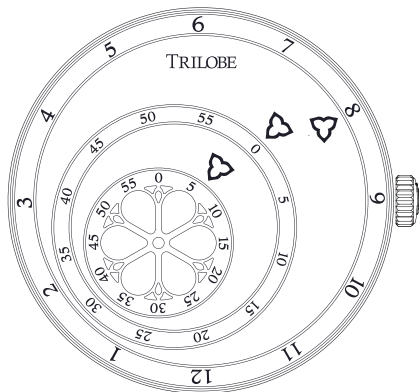


\*Screw down crown for Les Matinaux with a diameter of 40.5mm and  
push button crown for Les Matinaux with a diameter of 38.5mm

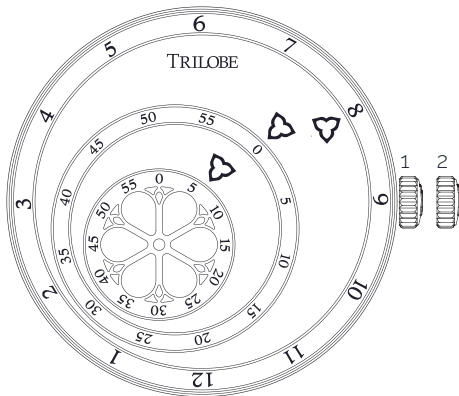


**This function allows you to collect the necessary energy for the proper functioning of your automatic mechanical watch**

A watch equipped with a self-winding mechanical movement winds itself progressively when worn, thanks to the wrist movements of the wearer. After wearing the watch for several hours it will be fully charged with a power reserve of 48 hours. For an optimum rewinding, be sure to wear your watch everyday. The wristband should fit well to your wrist, otherwise it will cause a loss of power. If you haven't worn your watch for more than 48 hours, you may need to manually wind it. As for a screw down crown, unscrew the crown by rotating it downwards for about 10 turns. Then, rotate the crown upward for about 50 turns. Finally, press the crown while rotating it upward to screw it. As for a push button crown, simply rotate the crown upward for about 50 turns.



# SET THE TIME OF DAY





**This function allows your watch to be set to the correct time by using the crown**

## **WEARING POSITION - POSITION 1**

The crown must be in position 1 when the watch is running. The crown, thus positioned, guarantees the water-resistance of the watch. After each use of the crown, make sure it is fully pushed or screwed against the case.

## **SETTING TIME POSITION - POSITION 2**

As for a screw down crown, unscrew the crown by rotating it downwards for about 10 turns. Then, pull the crown out to position 2. Rotate the crown in either direction to position the trilobes according to the hours and minutes of the desired time. For greater accuracy in setting time, wait for the seconds ring to reach the targeted number, typically "0". When you reach the desired time position, push the crown back. Finally, screw the crown in position 1 by pressing it while rotating it upward until it is fully pressed against the case. As for a push button crown, simply pull out the crown to position 2. Then rotate the crown in any direction to set the correct time. When you're done, push the crown fully against the case in position 1.

STRAP, **WANT**  
**TO CHANGE?**



1. Turn on the presto spring lug attachment by pulling it towards the center of the strap to remove the first part of the wristband
2. Insert one end of the bar of the new wristband
3. Put the wristband back on while activating the presto spring lug attachment by pulling it to the left
4. Release the presto spring lug attachment
5. Repeat the previous steps for the other part of the wristband

# MAINTENANCE: IT'S YOUR MOVE!

A watch is a sensitive object that requires care. In order to keep your watch looking its best, we recommend that you groom it regularly.

## GROOMING

A microfiber towel has been provided with your watch and we recommend that you gently clean the case with it so as not to scratch it. It is also important to close the crown properly after any time setting operation.

## LEATHER WRISTBAND

The life span of a leather wristband depends on the conditions and frequency of use. To maintain it, we recommend that you avoid contact with water, fatty or acid substances, and cosmetic products. You should also avoid excessive exposure to sunlight, as UV rays can affect its coloring. We do not recommend the use of leather care products to clean or restore shine to a wristband. In summer, a leather strap is subject to more external aggressions. Therefore, during this period you should temporarily replace your leather strap by a rubber strap adapted to the model of your watch. The leather wristband must be treated with special care in order to preserve its shine and suppleness as long as possible. To do so, gently rub the leather strap with a soft cloth or microfibre cloth

before storing the watch in its box. The strap change is easily carried out thanks to the integrated presto spring lug attachment strap change system.

## COMPLETE OVERHAUL

The accuracy mechanism of Trilobe watches is particularly sophisticated due to complications of high-end watchmaking, which enable the brand's characteristic way of reading time. It is therefore recommended to contact our Trilobe authorized service center approximately every 3 years for regular maintenance and every 5 to 7 years for a complete overhaul.

# BETTER SAFE THAN SORRY

## TEMPERATURE

Avoid extreme temperatures or sudden variations. The movement of your watch is a top-of-the-range precision mechanism that requires to be protected from extreme temperatures (+60°C, -0°C) and thermal shock (e.g. hot springs, high temperature showers, sauna, steam room, journey to the center of the Earth).

## WATERPROOFING

Trilobe watches are water-resistant to 5 bar/ATM (approximately 50 meters). The shower or tap flow can easily exceed the pressure of 5 bar and jeopardize the

waterproofing of your watch. To ensure the water-resistance of the watch, always make sure that the crown is screwed or pushed against the case as far as possible, especially before each use in the water. In general, we strongly recommend that you avoid wearing your watch for any aquatic activity and keep it away from water. Any damage caused by improper use of the watch is not covered by the warranty. Your wristband might also be damaged. Never handle the crown underwater. Trilobe watches are sealed by safety seals that can be damaged by natural wear, temperature changes, shock or cosmetics. If

condensation appears under the glass of your watch, it means that its sealing system is damaged : If so, it is recommended to contact our after-sale center.

## **PROTECTING YOUR WATCH**

In case of immersion in seawater or chlorinated water, we recommend that you rinse your watch with a soft cloth soaked in slightly warm fresh water. Avoid direct contact with chemical cleaning agents, solvents, detergents, and other abrasive and cosmetic products that may damage the case, wristband or rubber seals.

## **MAGNETISM**

Wearing or placing your watch near electronic devices that may generate magnetic fields is detrimental to its proper functioning. Magnetic fields are emitted from different sources, such as mobile phones, computers,

refrigerators and other electronic devices. These magnetic fields can cause a sudden change in the accuracy of your watch. Watches are designed to resist radiations encountered in everyday life, but some strong disturbances are likely to magnetize steel components of the movement, in particular the balance-spring. In this case, contact our after-sales center so that a watch specialist can examine your watch and carry out a simple demagnetization procedure.

## **VIBRATIONS**

Avoid vibrations and impacts on the watch (golf, tennis, mountain biking, moon landing, etc.). Shock can damage not only the external parts but also the accuracy of the movement. Any damage caused by improper use of the watch is not covered by the warranty.

OUR  
QUALITY

APPROACH



We are committed to providing you with excellent product quality and service level. All our watches are subject to the highest quality controls. Following a first round of tests, our watches go through hundreds of hours of internal quality control in 6 steps:

- Regularity control
- Waterproofing control
- Impact control
- Temperature control
- Power reserve control
- Aesthetic control

# OUR **WARRANTY**

Each Trilobe watch has a unique identification number that testifies to its authenticity. We provide two types of warranty: the first covers manufacturing defects, the second covers technical interventions carried out on the watch.

## COMMERCIAL WARRANTY

Your Trilobe watch is guaranteed against any manufacturing defect for 24 months from the date of shipment or hand delivery, provided that the warranty card is signed by Trilobe or a retailer approved by Trilobe. Any repair or overhaul work performed by a third party not approved by Trilobe would automatically invalidate the warranty.

The warranty does not cover the following cases:

- Damage resulting from improper handling; (refer back to our maintenance and precautions sections)
- Watch wearing out;
- Shocks (Our X-Centric movement has two shock indicators to assess the magnitude of an impact);
- Watch loss or theft.

## TECHNICAL WARRANTY

After any intervention carried out by an approved Trilobe repairer, the repair work is guaranteed for a period of 12 months. This warranty does not cover ordinary wearing out or any damage resulting from improper handling. In the event of damage caused by an unauthorized repairer, the watch must be repaired at your own expense.

To be valid, the warranty card must have been duly completed and signed by Trilobe or a retailer approved by Trilobe.

ANY QUESTIONS?  
**CONTACT US**

Our Trilobe service center is staffed with carefully selected and certified personnel to meet the highest quality standards. In order to preserve the value of your Trilobe watch, make sure that it is always examined by an approved Trilobe watchmaker.

For technical support, you can ship your watch to our service center. Visit our service section on <https://trilobe.com>

Would you like to meet us? Do you have any questions? Do you need some advice? We are at your disposal. Do not hesitate to contact us.

[cercle@trilobewatches.com](mailto:cercle@trilobewatches.com)

Direct line: **+33 (0)1 42 33 52 96**

Monday to Friday from 10am to 7pm (CET)

Saturday from 10am to 5pm (CET)

**Trilobe Watches**

18, rue Volney 75002 Paris, France

**<https://trilobe.com>**